



**Input voltage**

400 - 500 V 3AC  
(340 ÷ 576 V 3AC)

**Input current**

See features table

**Input frequency**

50 / 60 Hz

**Efficiency**

See features table

**Switching operating frequency**

30 KHz typ.

**Power factor**

See features table

**Input protections**

- Inrush current typ. < 50A @ Vin max, cold-start.
- EMI filter
- Line fuses

**See table for**

- Output voltage and current
- Output ripple and noise
- **Output protections**
  - Short circuit protection with automatic restart
  - Overcurrent protection
  - Overvoltage protection

**Hold up time**

See features table

**Start up time**

<0.1 sec.

**Output power**

See features table

**Inhibit input**

- (optional) High active (4.5÷15V)

**Control and adjustment**

- Vadjust trimmer

**FEATURES**

**Operating indicators**

- Led Vout OK

**Operating temperature**

-10°C to 60°C

**Temperature power derating**

2%/°C (50÷60°C see diag.)

**Storage temperature**

-25°C to 85°C

**Temperature drift**

0.01%/°C typ.

**Long term stability**

Better than 1% after 24hours typ.

**Cooling**

Forced ventilation

**Dielectric withstand voltage**

- Conform to EN 60950-1

**Isolation**

- Output - P.E.: 500Vdc

**Comply with**

- EN 50081-1
- EN 61000-6-2
- EN 60950-1
- CE

**Weight**

4750g

**Alarm Relay (U.V.P)**

relay's contacts loading: <=30VA, <=125Vac, <=110Vdc

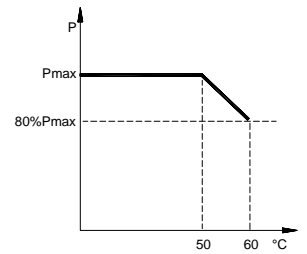
**Optional features**

- DD - Output decoupl. diode for parallel connection

**FEATURES TABLE**

MODEL	Effic. Typ. %	Power Factor Typ.	Input Current A	Hold Up Time ms	Vout Nom...Max V	Iout Nom. (Vout Nom) A	Iout Min A	Voltage Accuracy %	Line Reg. %	Load Reg. %	Ripple & Noise (0÷20MHz) mV
SQ1206-3F-400-500	90	0.89	3	>6	24...30	50	0	±0.5	±0.5%	±2%	<200
SQ1208-3F-400-500	91	0.89	3	>6	48...55	25	0	±0.5	±0.5%	±2%	<200

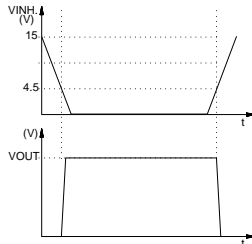
**TEMP. DERATING**



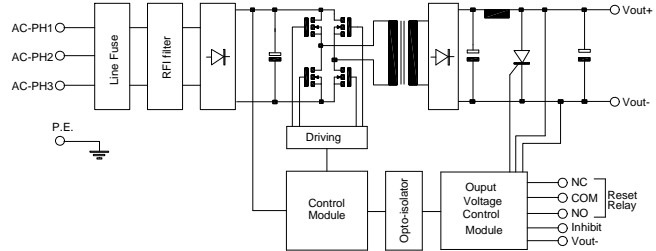
**POWER SUPPLY VIEW**



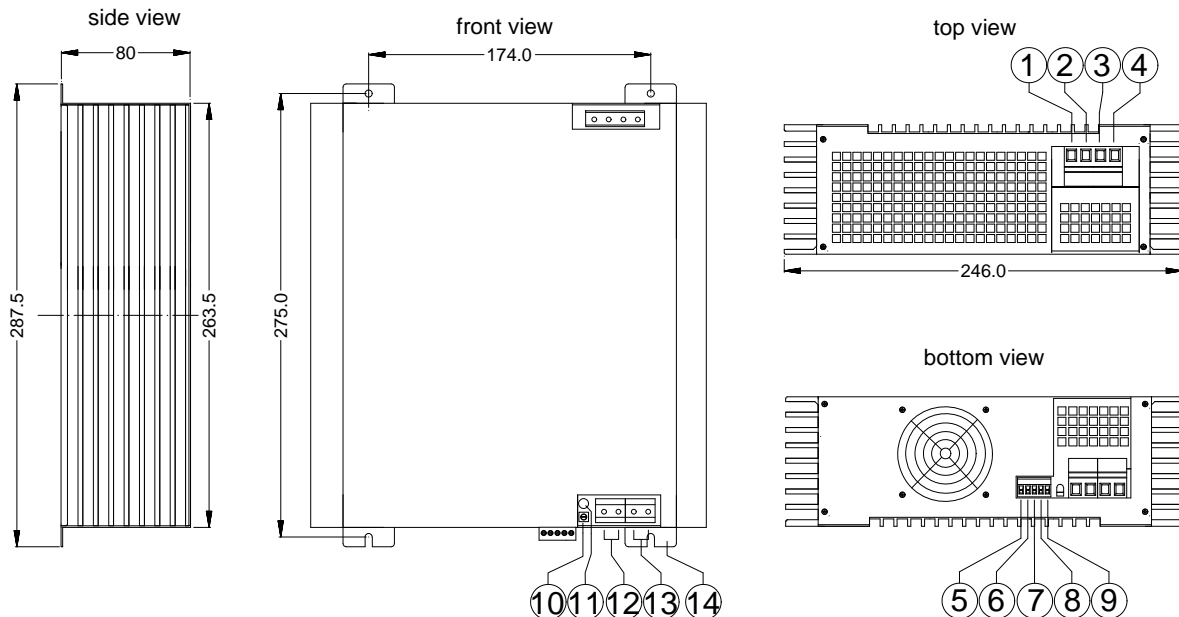
**INHIBIT DIAGRAM**



**BLOCK DIAGRAM**



**DIMENSIONS AND CONNECTIONS**



- 1)ACinput phase1 2)ACinput phase2 3)ACinput phase3 4)P.E. 5)Vout- 6)Inhibit 7)Reset relay NO  
8)Reset relay COM 9)Reset relay NC 10)Vadj. 11)led Vout ok 12)Vout- 13)Vout+ 14)SF-Fixing Bracket