

FEATURES

Input voltage

115/230Vac $\pm 15\%$
jumper selectable on pcb

Input current

5.9A max

Input frequency

50-60Hz

Efficiency

75% typ.

Switching operating frequency

30kHz typ.

Input protections

- Inrush current limitation
- Line fuse and EMI filter

Leakage current to GND

Max 1.5mA at 50Hz

See table for

- Output voltages and currents
- Line and Load regulation
- Output ripple and noise

Output protections

- Overload protection

- Short circuit protection
- Overvoltage protection

Hold up time

20msec min.

Output power

720W

Remote sense compensation

- sense IL1 , sense IL2

Operating temperature

0°C to 50°C

Temperature power derating

2%/°C (50-70°C)

Storage temperature

-20°C to 85°C

Temperature drift

0.05%/°C

Cooling

Forced ventilation with internal fan

Dielectric withstand voltage

- Input - Output : 3750Vac (on insul.comp)

- Input - P.E.: 1750Vac

Isolation

- Output - P.E.: 500Vdc

Comply with

- EN 50081-1
- EN 61000-6-2
- EN 60950
- CE

Weight

3700g

Programming

M707 is a programmable power supply.
Connect the programming voltage between Com(18) and Vprog(24)

Programming input voltage range is 3V-6V.
Vout=Vprog x 6 (in linear mode 18-36V).

Shut-off

To enable the outputs apply a voltage (5-10V) between Com(18) and Shut-off(22)

Note

- With Vprog not connected the outputs are off

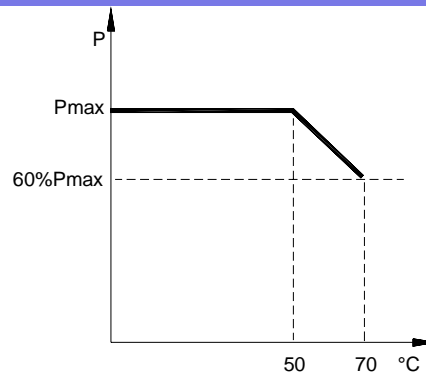
FEATURES TABLE

| MODEL | OUT | Vout Volts | Iout Ampere | Imin Ampere | Imax Ampere | Line regulation VIN(min÷max) % | Load regulation (10÷100%) % | Ripple & Noise (0÷20MHz) mV |
|-------|-----|------------|-------------|-------------|-------------|--------------------------------------|-----------------------------------|-----------------------------------|
| M707 | V1 | 36 | 10 | 0 | 12 | 0.5 | 2 | 150 |
| | V2 | 36 | 10 | 0 | 12 | 0.5 | 4 | 150 |

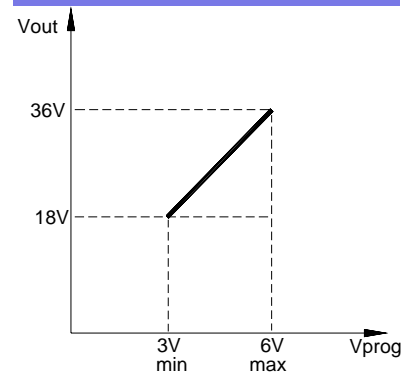
M707 VIEW



TEMP. POWER DERATING

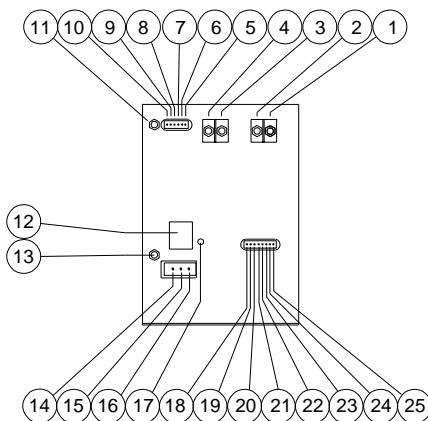


VPROG. DIAGRAM

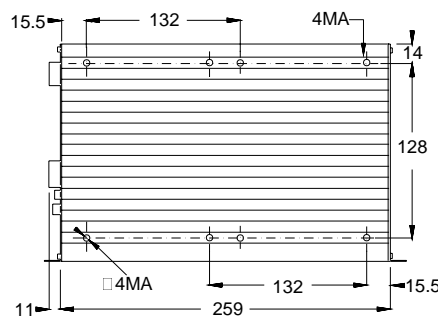


DIMENSIONS AND CONNECTIONS

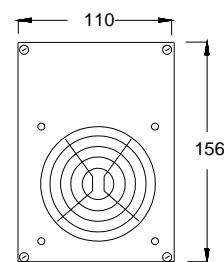
front view



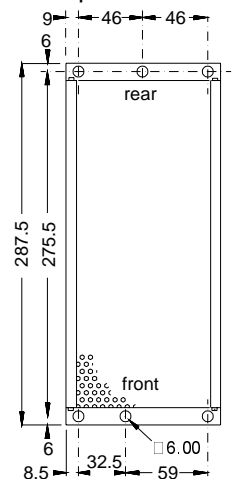
side view



rear view



top view



- 1)V1 2)Com 3)Com 4)V2 5)Sense IL2 6)n.c. 7)Com 8)n.c. 9)Sense IL1
10)n.c. 11)P.E./Chassis 12)Label 13)P.E./Chassis 14)AC input 15)n.c. 16)AC input
17)Vadj. 18)Com 19)n.c. 20)n.c. 21)n.c. 22)Shut-off 23)n.c. 24)Vprog. 25)n.c.

Note: all features are subject to change without notice.