

FEATURES

Input voltage
105-240Vac
94...264Vac

Input frequency
50/60Hz

Switching operating frequency
30KHz typ.

Input protections

- Inrush current typ. < 50A @ 264Vac, cold-start.
- EMI filter
- Line fuses

See table for

- Efficiency at Vinput 240Vac
- Power factor at Vinput 240Vac
- Input current at Vinput 110Vac

- Hold up time
- Output power
- Output voltage and current
- Output ripple and noise

Output protections

- Short circuit protection with automatic restart
- Overcurrent protection
- Overvoltage protection

Start up time
<0.2 sec.

Inhibit input

- (optional) High active (4.5÷15V)

Operating temperature
-10°C to 40°C

Storage temperature
-25°C to 85°C

Temperature drift
0.01%/°C typ.

Long term stability
Better than 1% after 24hours typ.

Cooling
Forced ventilation

Control and adjustment

- Trimmer Vadjust

Operating indicators

- Led Vout OK

Dielectric withstand voltage

- Conform to EN 60950

Isolation

- Output - P.E.: 500Vdc

Comply with

- EN 50081-1
- EN 61000-6-2
- EN 61000-3-2 cl. A
- EN 60950
- CE

Weight
4.65Kg

Optional features

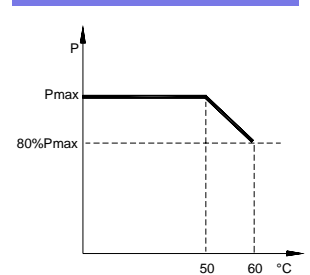
- DD - Output decoupl. diode for parallel connection

Alarm Relay (U.V.P)
relay's contacts loading: <=30VA, <=125Vac, <=110Vdc

FEATURES TABLE

MODEL	Effic. Typ. %	Power Factor Typ.	Input Current A	Hold Up Time ms	Output Power Max W	Vout Nom...Max V	Iout Nom (Vout Nom) A	Iout Min A	Voltage Accuracy %	Line Reg. %	Load Reg. %	Ripple & Noise (0÷20MHz) mV
SQ963-1F	87	0.96	14	>40	720	12...15	60	0	±0.5	±0.5	±2%	<200
SQ966-1F	89	0.96	14	>30	960	24...30	40	0	±0.5	±0.5	±2%	<200
SQ968-1F	89	0.96	14	>30	960	48...55	20	0	±0.5	±0.5	±2%	<200

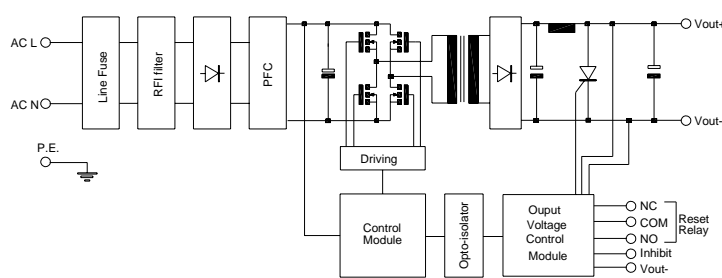
TEMP. DERATING



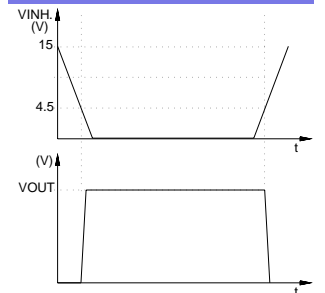
POWER SUPPLY VIEW



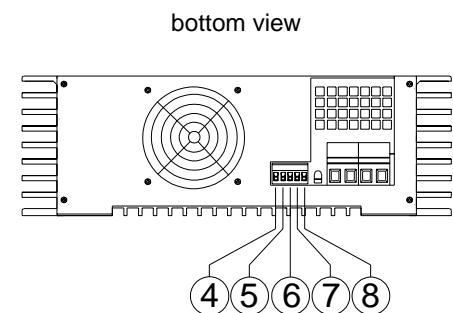
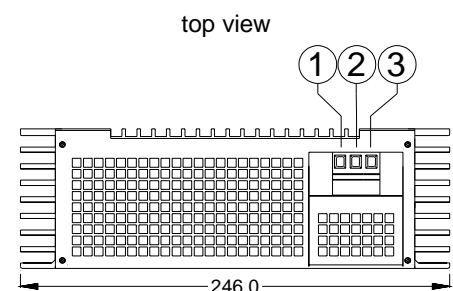
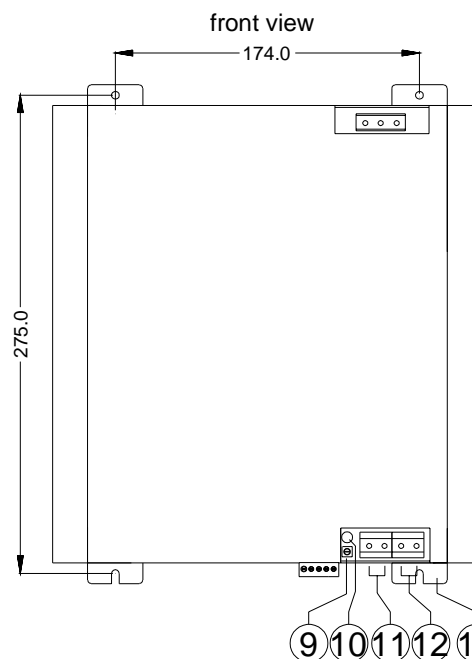
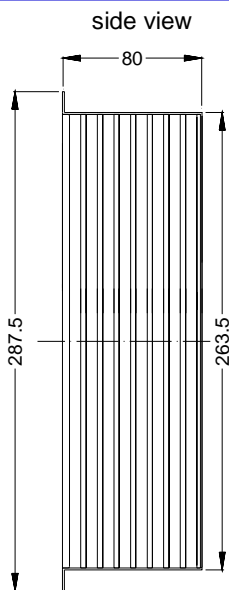
BLOCK DIAGRAM



INHIBIT DIAGRAM



DIMENSIONS AND CONNECTIONS



- 1)AC input L 2)AC input N 3)P.E. 4)Vout- 5)Inhibit 6)Reset relay NO 7)Reset relay COM 8)Reset relay NC 9)Vadj. 10)led Vout ok 11)Vout- 12)Vout+ 13)SF-Fixing Bracket